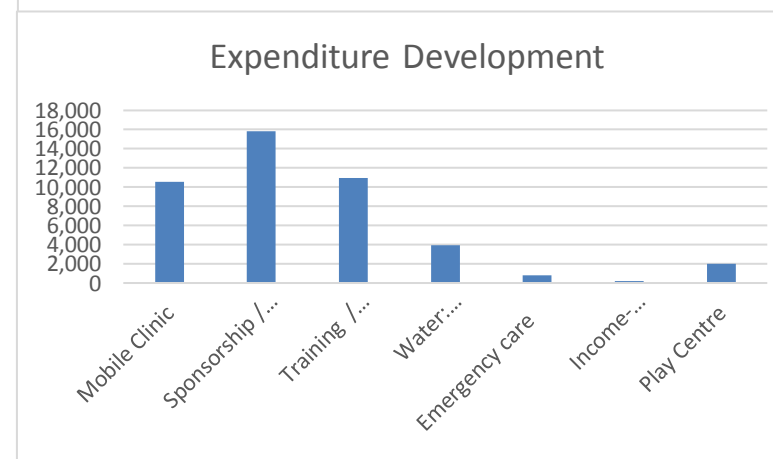
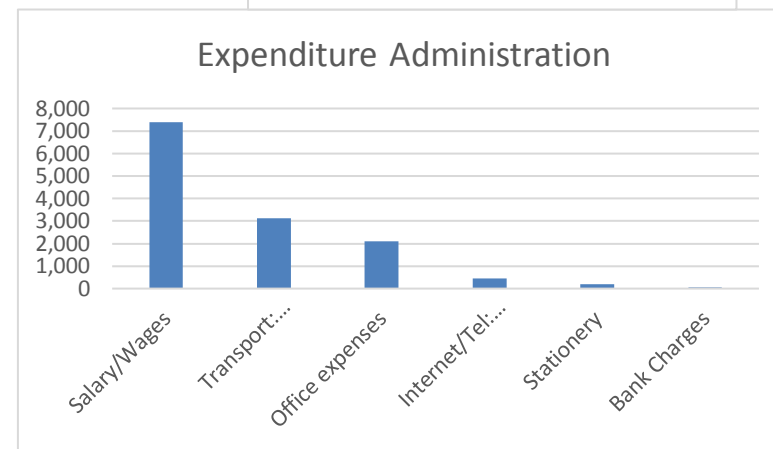
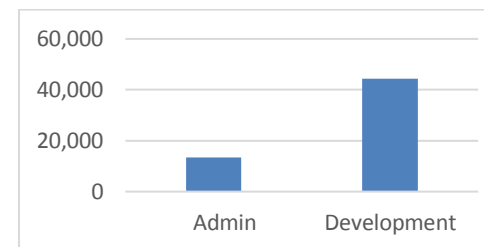


BkB Income & Expenditure year ended 2014

		<u>2013 - 2014</u>		<u>2012 - 2013</u>	
		£'s	£'s	£'s	£'s
Fund balance brought forward			7,709		6,025
INCOME					
Donations	UK	44,700		50,504	
	Moyra Ness Trust	14,965			
	US	11,489	71,154	23,812	
	Cash Deposit UK			478	74,794
Other Income	Sale of Farm Produce	2,140	2,140	1,179	
	Sale of Truck			1,272	2,451
			<u>73,294</u>		
EXPENDITURE					
Administration					
	Salary/Wages	7,382		7,741	
	Transport: Petrol/service	3,136		4,915	
	Office expenses	2,108		509	
	Internet/Tel: /Post	463		452	
	Stationery	192		273	
	Bank Charges	65	13,346	89	13,979
Development					
	Mobile Clinic	10,529		16,178	
	Sponsorship / Education	15,812		13,553	
	Training / Demonstration Farm	10,957		11,441	
	Water: Protected Springs	3,964		7,338	
	Emergency care	779		632	
	Income-Generating Projects	233		224	
	Play Centre	2,037			
	Purchase of vehicle		44,311	12,216	61,582
Total Expenditure			<u>57,657</u>		<u>75,561</u>
<i>Surplus / Deficit for the year</i>			15,672		1,684
<i>Balance carried forward</i>			23,381		7,709
translated at average exchange rate of				3,299	shillings
£1 = 4041 Ug Shs					



NB The large surplus is due to funds donated specifically for the Play Centre which is under construction. Disregarding this, surplus = £2,744